

Florida State University
2019 Spring

Course: ENC2135-0204.sp19 : RESEARCH GENRE AND CONTEXT

Instructor: Amy Cicchino

1 - The course materials helped me understand the subject matter.					
Response Option	Weight	Frequency	Percentage	Percent Responses	Mean
Strongly Agree	(5)	8	50.00%		4.31
Agree	(4)	6	37.50%		
Neutral	(3)	1	6.25%		
Disagree	(2)	1	6.25%		
Strongly Disagree	(1)	0	0.00%		
				0 25 50 75 100	Question
Response Rate	Mean	STD	Median		
16/18 (88.89%)	4.31	0.87	4.50		

2 - The work required of me was appropriate based on course objectives.					
Response Option	Weight	Frequency	Percentage	Percent Responses	Mean
Strongly Agree	(5)	9	56.25%		4.31
Agree	(4)	4	25.00%		
Neutral	(3)	2	12.50%		
Disagree	(2)	1	6.25%		
Strongly Disagree	(1)	0	0.00%		
				0 25 50 75 100	Question
Response Rate	Mean	STD	Median		
16/18 (88.89%)	4.31	0.95	5.00		

3 - The tests, project, etc. accurately measured what I learned in this course.					
Response Option	Weight	Frequency	Percentage	Percent Responses	Mean
Strongly Agree	(5)	8	50.00%		4.38
Agree	(4)	6	37.50%		
Neutral	(3)	2	12.50%		
Disagree	(2)	0	0.00%		
Strongly Disagree	(1)	0	0.00%		
				0 25 50 75 100	Question
Response Rate	Mean	STD	Median		
16/18 (88.89%)	4.38	0.72	4.50		

4 - This course encouraged me to think critically.					
Response Option	Weight	Frequency	Percentage	Percent Responses	Mean
Strongly Agree	(5)	10	62.50%		4.63
Agree	(4)	6	37.50%		
Neutral	(3)	0	0.00%		
Disagree	(2)	0	0.00%		
Strongly Disagree	(1)	0	0.00%		
				0 25 50 75 100	Question
Response Rate	Mean	STD	Median		
16/18 (88.89%)	4.63	0.50	5.00		

Florida State University
2019 Spring

Course: ENC2135-0204.sp19 : RESEARCH GENRE AND CONTEXT

Instructor: Amy Cicchino

5 - I learned a great deal in this course.					
Response Option	Weight	Frequency	Percentage	Percent Responses	Mean
Strongly Agree	(5)	9	56.25%		4.44
Agree	(4)	5	31.25%		
Neutral	(3)	2	12.50%		
Disagree	(2)	0	0.00%		
Strongly Disagree	(1)	0	0.00%		
				0 25 50 75 100	Question
Response Rate	Mean	STD	Median		
16/18 (88.89%)	4.44	0.73	5.00		

6 - Instructor(s) provided clear expectations for the course.					
Response Option	Weight	Frequency	Percentage	Percent Responses	Mean
Strongly Agree	(5)	11	68.75%		4.63
Agree	(4)	4	25.00%		
Neutral	(3)	1	6.25%		
Disagree	(2)	0	0.00%		
Strongly Disagree	(1)	0	0.00%		
				0 25 50 75 100	Question
Response Rate	Mean	STD	Median		
16/18 (88.89%)	4.63	0.62	5.00		

7 - Instructor(s) communicated effectively.					
Response Option	Weight	Frequency	Percentage	Percent Responses	Mean
Strongly Agree	(5)	13	81.25%		4.75
Agree	(4)	2	12.50%		
Neutral	(3)	1	6.25%		
Disagree	(2)	0	0.00%		
Strongly Disagree	(1)	0	0.00%		
				0 25 50 75 100	Question
Response Rate	Mean	STD	Median		
16/18 (88.89%)	4.75	0.58	5.00		

8 - Instructor(s) stimulated my interest in the subject matter.					
Response Option	Weight	Frequency	Percentage	Percent Responses	Mean
Strongly Agree	(5)	11	68.75%		4.63
Agree	(4)	4	25.00%		
Neutral	(3)	1	6.25%		
Disagree	(2)	0	0.00%		
Strongly Disagree	(1)	0	0.00%		
				0 25 50 75 100	Question
Response Rate	Mean	STD	Median		
16/18 (88.89%)	4.63	0.62	5.00		

Florida State University
2019 Spring

Course: ENC2135-0204.sp19 : RESEARCH GENRE AND CONTEXT

Instructor: Amy Cicchino

9 - Instructor(s) provided helpful feedback on my work.					
Response Option	Weight	Frequency	Percentage	Percent Responses	Mean
Strongly Agree	(5)	12	80.00%		4.67
Agree	(4)	2	13.33%		
Neutral	(3)	0	0.00%		
Disagree	(2)	1	6.67%		
Strongly Disagree	(1)	0	0.00%		
				0 25 50 75 100	Question
Response Rate	Mean	STD	Median		
15/18 (83.33%)	4.67	0.82	5.00		

10 - Instructor(s) demonstrated respect for students.					
Response Option	Weight	Frequency	Percentage	Percent Responses	Mean
Strongly Agree	(5)	13	81.25%		4.75
Agree	(4)	2	12.50%		
Neutral	(3)	1	6.25%		
Disagree	(2)	0	0.00%		
Strongly Disagree	(1)	0	0.00%		
				0 25 50 75 100	Question
Response Rate	Mean	STD	Median		
16/18 (88.89%)	4.75	0.58	5.00		





11 - Instructor(s) demonstrated mastery of the subject matter.					
Response Option	Weight	Frequency	Percentage	Percent Responses	Mean
Strongly Agree	(5)	13	81.25%		4.75
Agree	(4)	2	12.50%		
Neutral	(3)	1	6.25%		
Disagree	(2)	0	0.00%		
Strongly Disagree	(1)	0	0.00%		
				0 25 50 75 100	Question
Response Rate	Mean	STD	Median		
16/18 (88.89%)	4.75	0.58	5.00		

12 - Overall course content rating.					
Response Option	Weight	Frequency	Percentage	Percent Responses	Mean
Excellent	(5)	8	50.00%		4.38
Above Satisfactory	(4)	6	37.50%		
Satisfactory	(3)	2	12.50%		
Below Satisfactory	(2)	0	0.00%		
Poor	(1)	0	0.00%		
				0 25 50 75 100	Question
Response Rate	Mean	STD	Median		
16/18 (88.89%)	4.38	0.72	4.50		

Florida State University
2019 Spring

Course: ENC2135-0204.sp19 : RESEARCH GENRE AND CONTEXT

Instructor: Amy Cicchino

13 - Overall rating for Instructor(s)					
Response Option	Weight	Frequency	Percentage	Percent Responses	Mean
Excellent	(5)	13	81.25%		 4.69
Above Satisfactory	(4)	2	12.50%		
Satisfactory	(3)	0	0.00%		
Below Satisfactory	(2)	1	6.25%		
Poor	(1)	0	0.00%		
				0 25 50 75 100	Question
Response Rate	Mean	STD	Median		
16/18 (88.89%)	4.69	0.79	5.00		